

BOSTON COLLEGE


ENROLLMENT & DEGREE HIGHLIGHTS

ENROLLMENT FALL 2019

9,758

Undergraduate Students
in 5 Schools

Morrissey College of Arts and Sciences



Carroll School of Management



Lynch School of Education and Human Development



Connell School of Nursing



Woods College of Advancing Studies



14,559

Total Students Enrolled

13,496

Full-Time Equivalent

4,801

Graduate Students
in 8 Schools

Carroll School of Management **831**

Lynch School of Education and Human Development **814**

Morrissey College of Arts and Sciences **764**

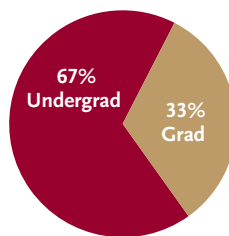
BC Law School **735**

School of Social Work **555**

Woods College of Advancing Studies **479**

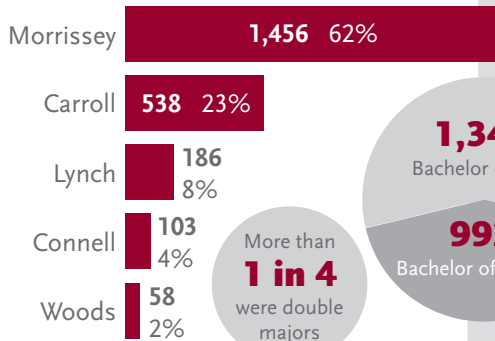
Connell School of Nursing **326**

School of Theology and Ministry **297**

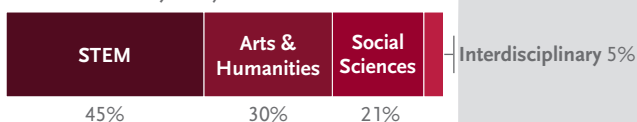


DEGREES AWARDED AUGUST 2018 - MAY 2019

Undergraduate Degrees By School



Undergraduate Morrissey Degrees by Major Area



4,109

Total Degrees Awarded

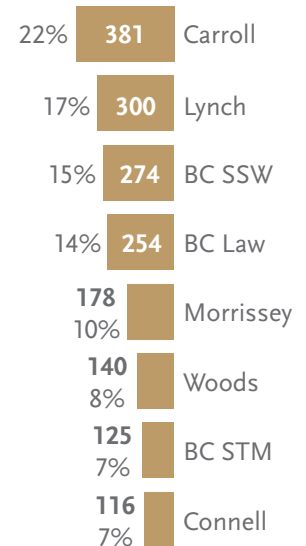
38

students completed an accelerated degree program (bachelor's + master's in 5 years)

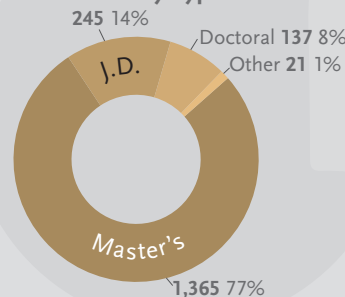
61

dual degrees awarded at the graduate level

Graduate Degrees By School



Graduate Degrees by Type



2,341

Total Undergraduate Degrees

1,768

Total Graduate Degrees

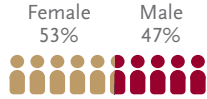
UNDERGRADUATE DAY STUDENTS

FALL 2019 ENROLLMENT

WHERE ARE THEY FROM?

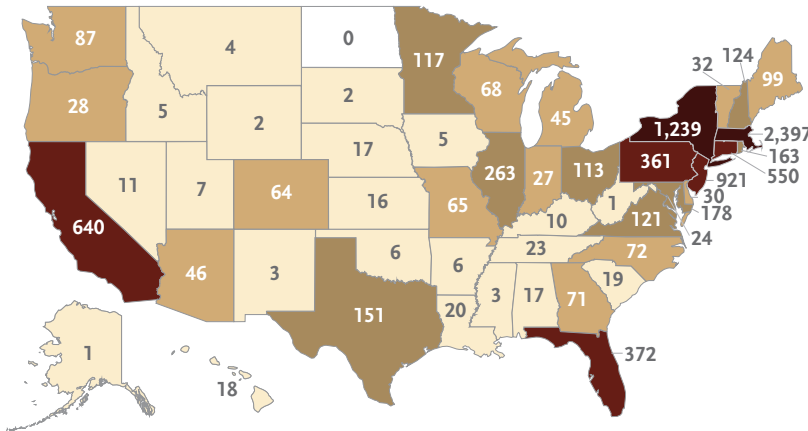
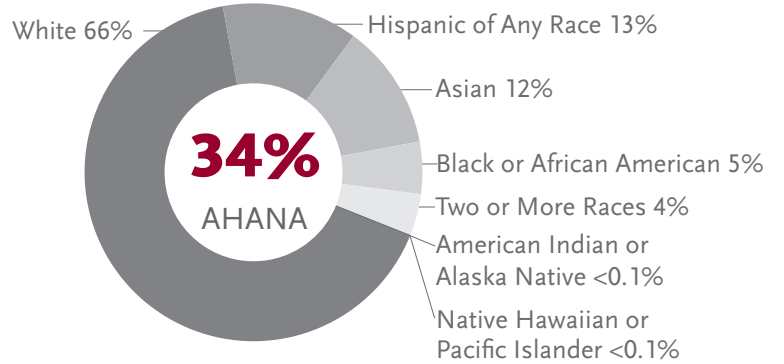
9,370

Total Undergraduate Day Students



International Students

US Race/Ethnicity



Top 5 Feeder States

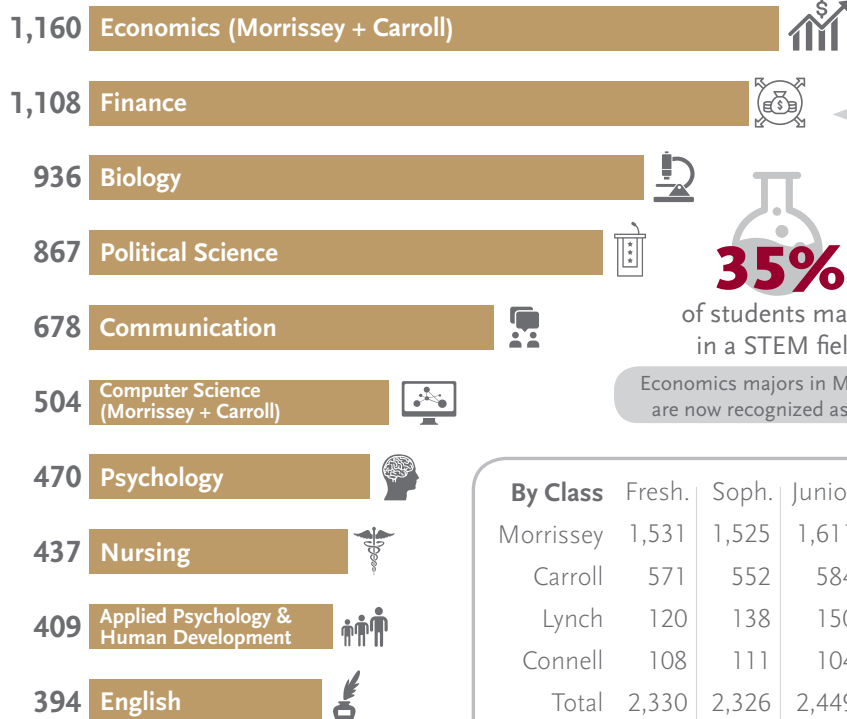
- Massachusetts 2,397
- New York 1,239
- New Jersey 921
- California 640
- Connecticut 550

By US Region

- Northeast 68%
- South 13%
- West 11%
- Midwest 9%

WHAT ARE THEY STUDYING?

Top 10 Majors by Enrollment



68%
of students are enrolled in at least one of these 10 majors



831
students studied abroad in 2018-2019

35%

of students major in a STEM field

Economics majors in Morrissey are now recognized as STEM

By Class	Fresh.	Soph.	Junior	Senior
Morrissey	1,531	1,525	1,611	1,430
Carroll	571	552	584	550
Lynch	120	138	150	171
Connell	108	111	104	114
Total	2,330	2,326	2,449	2,265

Top 10 Minors by Enrollment

