

INCREASING EQUITY AT THE WORKPLACE

ORIENTATION AND ONBOARDING
SYSTEM TOOLKIT



**STEP 2:
BENCHMARK**



BOSTON COLLEGE

School of Social Work

WORK EQUITY

Directors

Marcie Pitt-Catsoupes, PhD

Samuel L. Bradley, Jr., DSW

Kathleen Christensen, PhD

Work Equity is an initiative of the Center for Social Innovation at the Boston College School of Social Work.

www.bc.edu/workequity

Questions?

Please contact us at workequity@bc.edu

Work Equity is grateful for funding received from WorkRise for the National Study of Workplace Equity. We are also appreciative of our partnership with SHRM and its support of this study. To read more about this study, go to: <https://www.bc.edu/content/bc-web/schools/ssw/sites/center-for-social-innovation/projects/the-national-study-of-workplace-equity.html>



2.0 Introduction

Step 2 enables your organization to benchmark your responses to the Audit of your Orientation and Onboarding System (completed in Step 1) against the findings of the National Study of Workplace Equity¹.

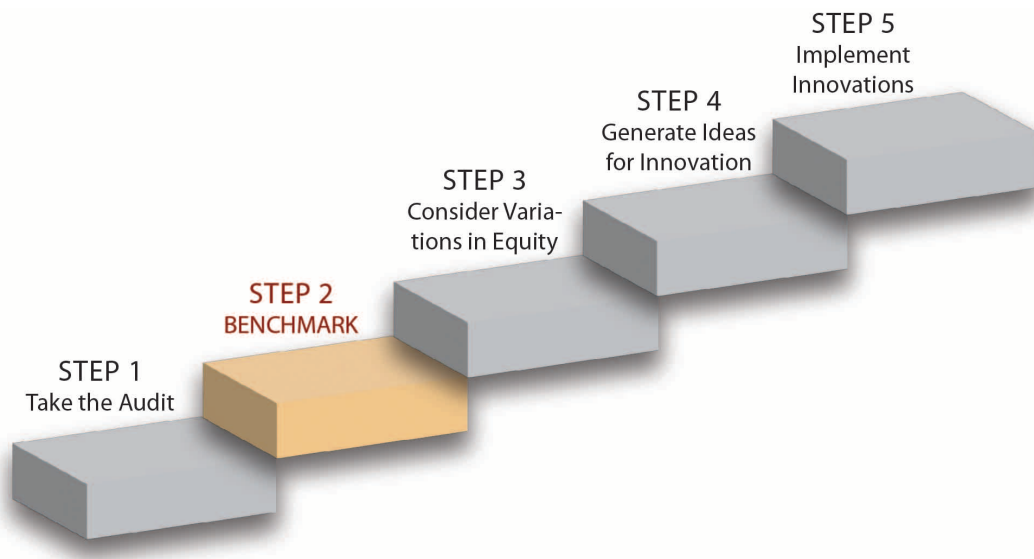


Figure 6: Step 2 of the Orientation and Onboarding System Toolkit

2.1 Roles and Responsibilities

The Leader(s) of your Orientation and Onboarding System Equity Initiative should assume responsibility for Task 1 (recording the average scores pertaining to the Audit questions) and Task 2 (comparing your organization's average scores to the dataset of the National Study of Workplace Equity).

The Equity Initiative Committee can meet and discuss the implications of the benchmarking results.

2.2 Step 2 Tasks

Continue to next page 

¹ Work Equity is grateful for funding received from WorkRise for the National Study of Workplace Equity. We are also appreciative of our partnership with SHRM and its support of this study. To read more about this study, go to: <https://www.bc.edu/content/bc-web/schools/ssw/sites/center-for-social-innovation/projects/the-national-study-of-workplace-equity.html>



Task 1: Compare Your Organization's Average Scores on the Equity Audit to the National Study of Workplace Equity

Orientation and Onboarding System Toolkit Worksheet #4 Your Organization's Average Audit Scores

Directions:

In the right-hand column, your Leader(s) should record the information from Worksheet #3 that you completed in Step 1 of this Toolkit.

You will use the average scores from this Worksheet #4 to complete Worksheet #5 below.

	Your Organization's Average Scores From Worksheet #3 (scores ranging from 1.0 to 4.0)
1. To what extent does your organization have written policies which ensure that employee access to orientation and onboarding is fair?	
2. To what extent has your organization adopted practices that promote the inclusion of new employees?	
3. To what extent does your organization routinely audit the fairness of the orientation and onboarding system?	
4. To what extent does your organization hold one or more employees (e.g., supervisors; Director of DEI, etc.) accountable for monitoring the inclusivity of orientation and onboarding experiences?	
5. To what extent do the actions of your organizational leaders indicate that they believe there is a connection between the organization's DEI initiatives and the inclusivity of orientation and onboarding?	
6. To what extent does your organization welcome diverse perspectives during orientation and onboarding?	
7. To what extent does your organization have practices that provide recently hired employees with equitable access to information about orientation and onboarding?	



Task 2: Benchmark

Directions:

The Leader(s) of your Equity Initiative should record your organization's average scores (from Worksheet #4 above) on the graph below so that you can compare your score to the averages from the National Study of Workplace Equity.

Orientation and Onboarding System Toolkit Worksheet #5 Compare Your Organization's Average Scores to the National Averages

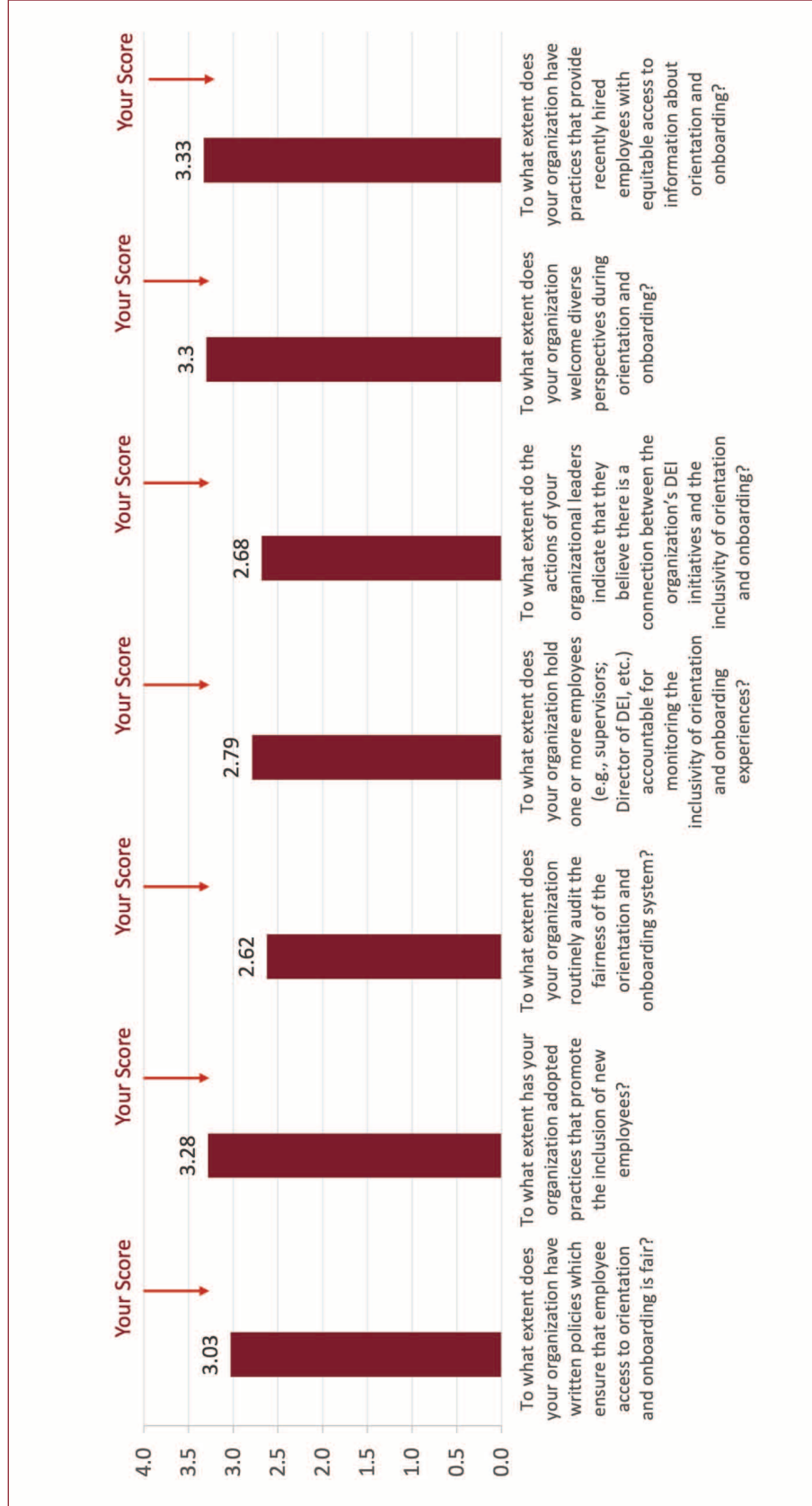
Go to Page 6 for Worksheet #5

The members of your Equity Initiative Committee should discuss the **strengths** of the equity of your Orientation and Onboarding System in comparison to the scores from the National Study of Workplace Equity. The Leader(s) of your Equity Initiative can record key observations made by committee members below.

The members of your Equity Initiative Committee should discuss the **weaknesses** of the equity of your Orientation and Onboarding System in comparison to the scores from the National Study of Workplace Equity. The Leader(s) of your Equity Initiative can record key observations made by committee members below.

Orientation and Onboarding System Toolkit Worksheet #5

Compare Your Organization's Average Scores to the National Averages



Our analyses of the data from the National Study of Workplace Equity indicate that organizations with fewer than 500 employees are:

1. **more** likely to have adopted practices that promote the inclusion of new employees, and
2. **more** likely to hold one or more employees e.g., supervisors; Director of DEI, etc.) accountable for the accountable for monitoring the inclusivity of orientation and onboarding experiences.

The members of your Equity Initiative Committee can discuss implications that the **size of your workforce** has for your Orientation and Onboarding System. The leader(s) of your Equity Initiative can record key observations made by committee members below.

 **Go to Step 3 of the Orientation and Onboarding System Toolkit: Consider Variations in Equity**

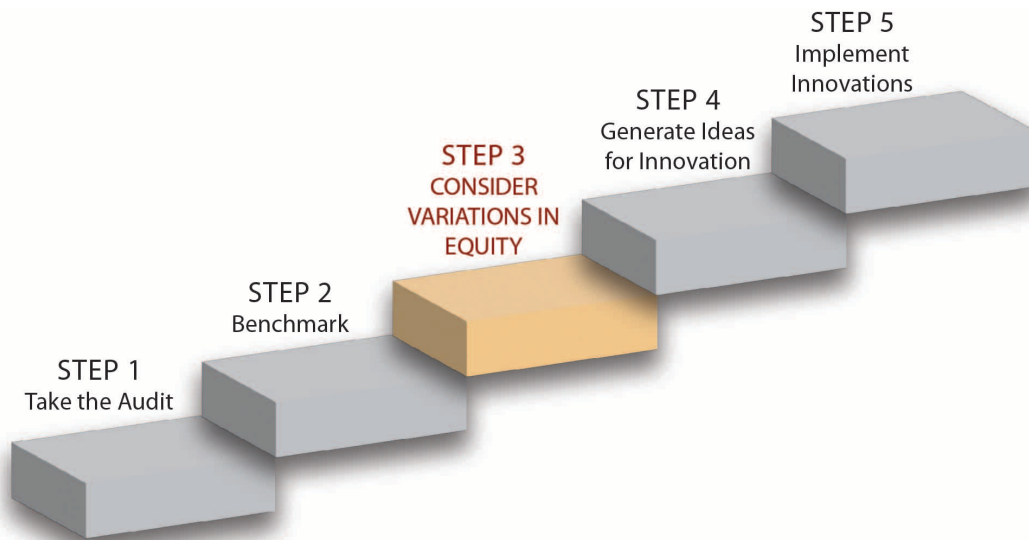


Figure 7: Step 3 of the Orientation and Onboarding System Toolkit